POOL WATER CAPACITY IS 16875 LITRES. THIS POOL IS LESS THAN 40,000 LITRES, THEREFORE NO BASIX CERTIFICATE IS REQUIRED.

NOTE: SUPERVISOR / BUILDER TO CONFIRM LOCATION OF SKIMMER, LIGHT ETC ON SITE
NOTE: SUPERVISOR / BUILDER TO CONFIRM SET OUT ENTRY STEPS/ LEDGES ETC ON SITE

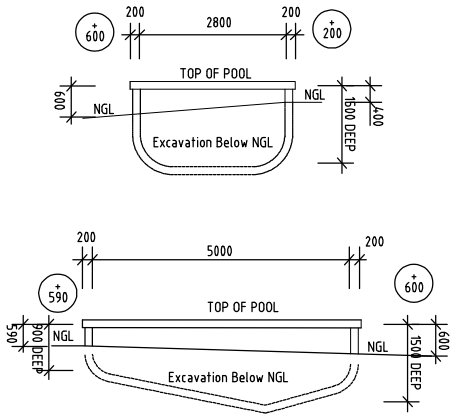

POOL SECTIONS

SCALE 1:100@A3

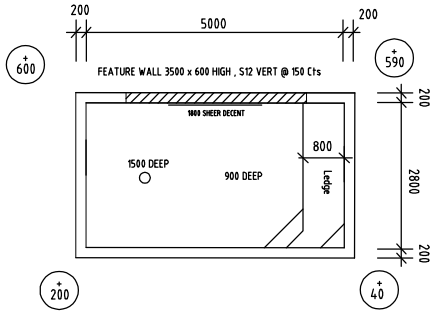

POOL PLAN

SCALE 1:100@A3

LEVELS SHOWN INDICATE FINISHED STRUCTURAL LEVEL
(+) ABOVE (−) OR BELOW EXISTING GROUND LEVELS

GENERAL

G1 ALL WORKMANSHIP AND MATERIALS SHALL BE IN ACCORDANCE WITH AS2783 - 1992.
G2 THE SETTING OUT DIMENSIONS SHALL BE CHECKED ON SITE PRIOR TO COMMENCING EXCAVATION.
G3 ANY UNFORSEEN VARIATIONS TO THE ASSUMED SITE CONDITIONS SHALL BE REFERRED TO THE ENGINEER PRIOR TO PROCEEDING.
G4 THE WALKWAYS AND COPINGS HAVE BEEN DESIGNED FOR A LIVE LOAD OF 4kPa. THE ENGINEER SHALL BE NOTIFIED OF ANY PROPOSED VARIATION TO THIS PRIOR TO PLACING THE REINFORCEMENT.
G5 PRIOR TO EMPTYING THE POOL, THE OWNER SHALL ENSURE THAT ALL EXTERNAL GROUNDWATER HAS BEEN REMOVED FROM THE BASE AND WALLS OF THE POOL.
G6 THE ENGINEER SHALL BE NOTIFIED IF THE POOL IS OUT OF THE GROUND BY MORE THAN 900.
G7 THE DETAILS PRESENTED ON THE FOLLOWING SHEETS COMPLY WITH THE REQUIREMENTS OF AS2783-1992.

CONCRETE

C1 ALL WORKMANSHIP SHALL BE IN ACCORDANCE WITH AS3600.
C2 ALL CONCRETE SHALL HAVE A MINIMUM 28 DAY CONCRETE COMPRESSIVE STRENGTH OF 25MPa AND HAVE A MAXIMUM AGGREGATE SIZE OF 10mm AND A MAXIMUM SLUMP OF 80mm UNLESS NOTED OTHERWISE.
C3 WHERE THE POOL IS LOCATED WITHIN 1km OF LARGE EXPANSES OF SALT WATER THE CONCRETE SHELL SHALL HAVE A MINIMUM 28 DAY CONCRETE COMPRESSIVE STRENGTH OF 32MPa.
C4 CONCRETE SIZES SHOWN DO NOT INCLUDE FINISH AND MUST NOT BE REDUCED OR HOLED IN ANY WAY WITHOUT THE APPROVAL OF THE ENGINEER. HOWEVER, THE RADIUS OR CONCRETE THICKNESS MAY BE INCREASED.
C5 UNLESS OTHERWISE NOTED, CLEAR CONCRETE COVER SHALL BE IN ACCORDANCE WITH AS2783-1992.
C6 CONCRETE COVER SHALL BE MAINTAINED BY THE USE OF APPROVED CHAIRS AT APPROXIMATELY 750 CROSS CENTRES.
C7 ALL CONCRETE SHALL BE CURED BY THE OWNER FOR A MINIMUM OF 7 DAYS AFTER POURING BY KEEPING ALL EXPOSED SURFACES WET WITH WATER.
C8 S NOTATION TO REINFORCEMENT DENOTES GRADE 230 DEFORMED BAR.
C9 UNLESS OTHERWISE NOTED, ALL REINFORCEMENT LAPS SHALL BE A MINIMUM OF 500mm.
C10 PROVIDE 10mm CONTROL JOINTS IN THE WALKWAY FINISH AT MAXIMUM 4000 CENTRES AND AT POINTS OF RE-ENTRANT CORNERS IN PLAN.
C11 PROVIDE 10mm CONTROL JOINTS BETWEEN THE PERIMETER EDGE OF THE POOL AND ALL ABUTTING CONCRETE OR MASONRY FINISHES.

FOUNDATION

F1 THE DESIGN OF THE POOL HAS BEEN BASED ON BEING SUPPORTED BY UNIFORM NATURAL GROUND WITH A MINIMUM SAFE BEARING VALUE OF 150kPa (UNLESS SHOWN AS SUSPENDED ON PIERS). THE BUILDER SHALL NOTIFY THE ENGINEER IF ANY OTHER GROUND CONDITIONS ARE ENCOUNTERED PRIOR TO COMPLETING THE EXCAVATION. THE BUILDER SHALL ALSO NOTIFY THE ENGINEER IF A CLASS 'H', 'E' OR 'P' SUBGRADE IS ENCOUNTERED.
F2 THE EXCAVATION SHALL BE KEPT FREE OF WATER. ANY SOFTENED SUBGRADE MATERIAL SHALL BE REMOVED AND REPLACED WITH COMPACTED GRANULAR FILL PRIOR TO PROCEEDING.
F3 THE UNDERSIDE OF THE POOL SHALL BE SEPARATED FROM THE SUBGRADE WITH A 200μm POLYTHENE MEMBRANE OVER 50 CRUSHED STONE, COARSE AGGREGATE OR OTHER MATERIAL AS APPROVED BY THE ENGINEER.
F4 ANY PROPOSED EXCAVATIONS WHICH ARE TO BE WITHIN THE ZONE OF INFLUENCE OF AN EXISTING STRUCTURE SHALL BE REFERRED TO THE ENGINEER PRIOR TO COMMENCEMENT.

Structural details only certified by:

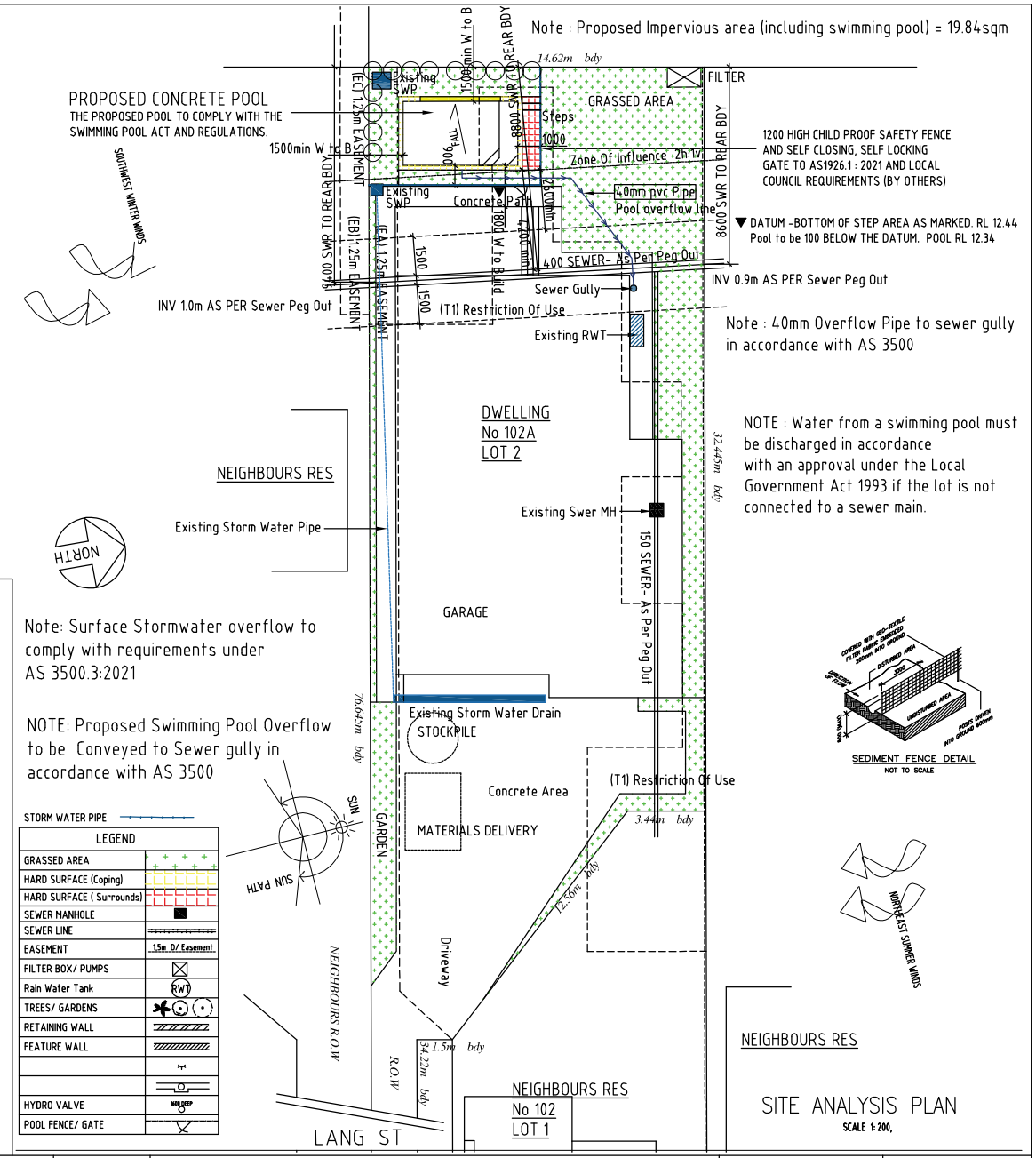

SEDIMENT FENCE DETAIL
NOT TO SCALE

STORM WATER PIPE

LEGEND	
GRASSED AREA	
HARD SURFACE (Coping)	
HARD SURFACE (Surrounds)	
SEWER MANHOLE	
SEWER LINE	
EASEMENT	1.5m D/ Easement
FILTER BOX/ PUMPS	
Rain Water Tank	RWT
TREES/ GARDENS	
RETAINING WALL	
FEATURE WALL	
HYDRO VALVE	1000 DEEP
POOL FENCE/ GATE	

SITE ANALYSIS PLAN

SCALE 1:200,

BLUE HAVEN POOLS SOUTH PTY LTD
Site Plan & Pool Plans prepared by Blue Haven Pools & Spas Pty Ltd
68 Hume Highway Lansvale NSW 2166
Telephone: (02) 9728 0444 Fax: (02) 9754 2906

Keighran and Associates Pty Ltd
Consulting Structural and Civil Engineers
ABN 25 003 832 291
APPROVED
BE (Hons), MEngSci, FIEAust, CPEng
Registered NPER 3719 (Structural & Civil)

PROPOSED SWIMMING POOL STRUCTURAL DETAILS
FOR: SHARMA
AT: 102A LANG STREET, PADSTOW. NSW

DATE: 4/12/25
DRAWN: JF
SHEET 1 OF 1
CONTRACT No./DRAWING No.
25S7105 - H- 170426